

SIGMA, CAPIZ - HSWG Partner Reporting Recovery Shelter Activities (as of 06-OCT-2014)

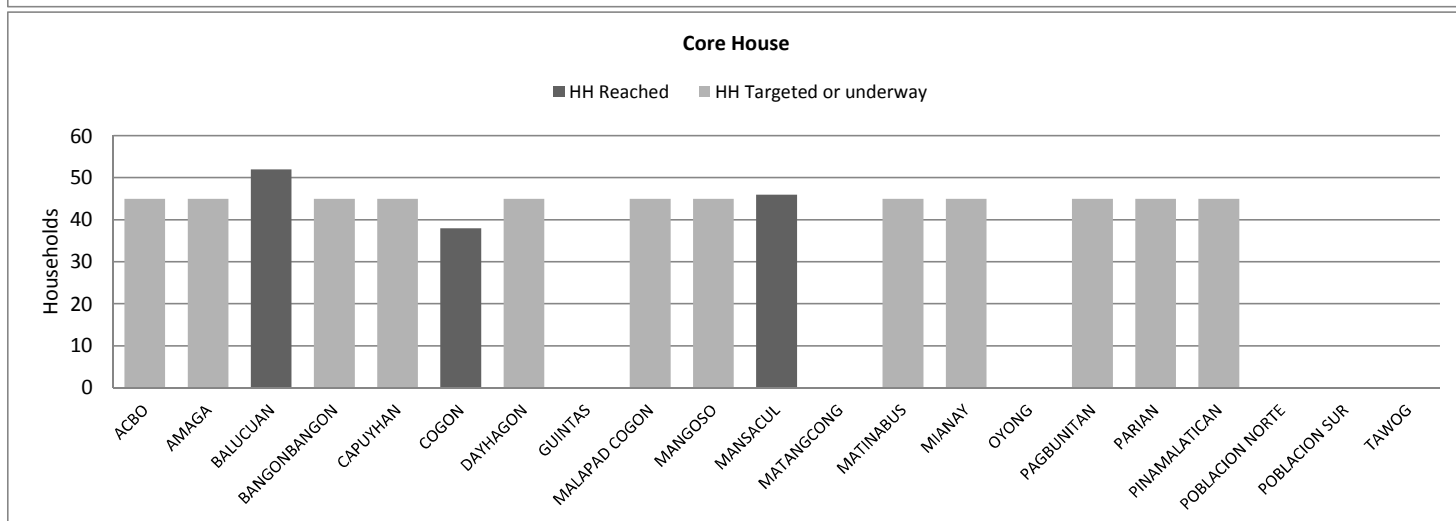
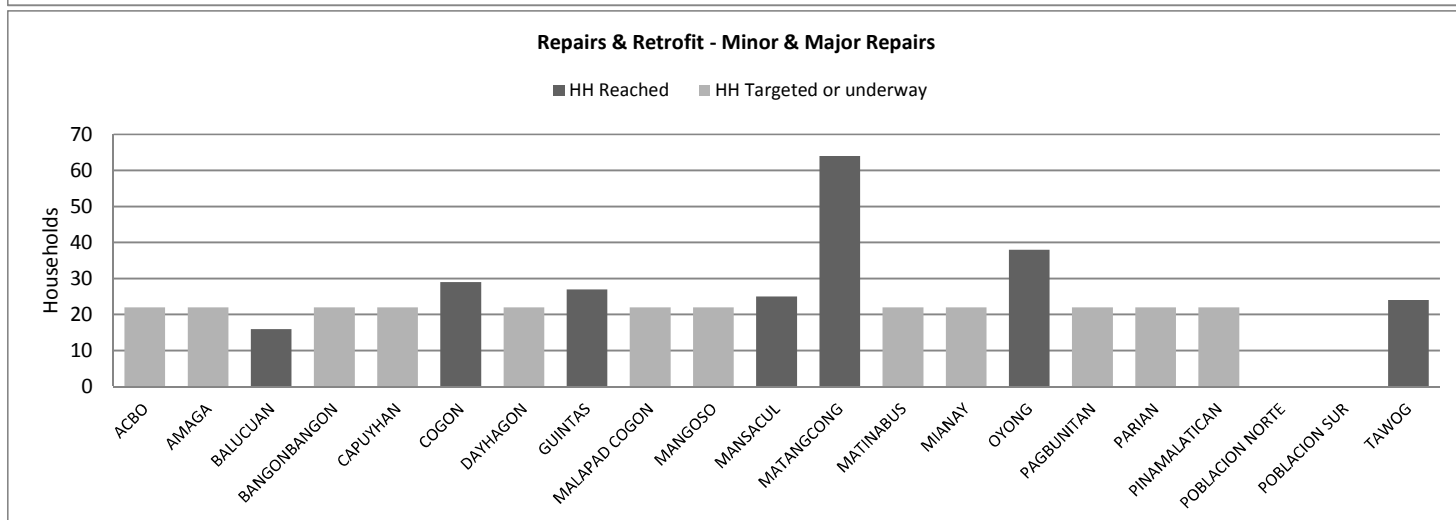
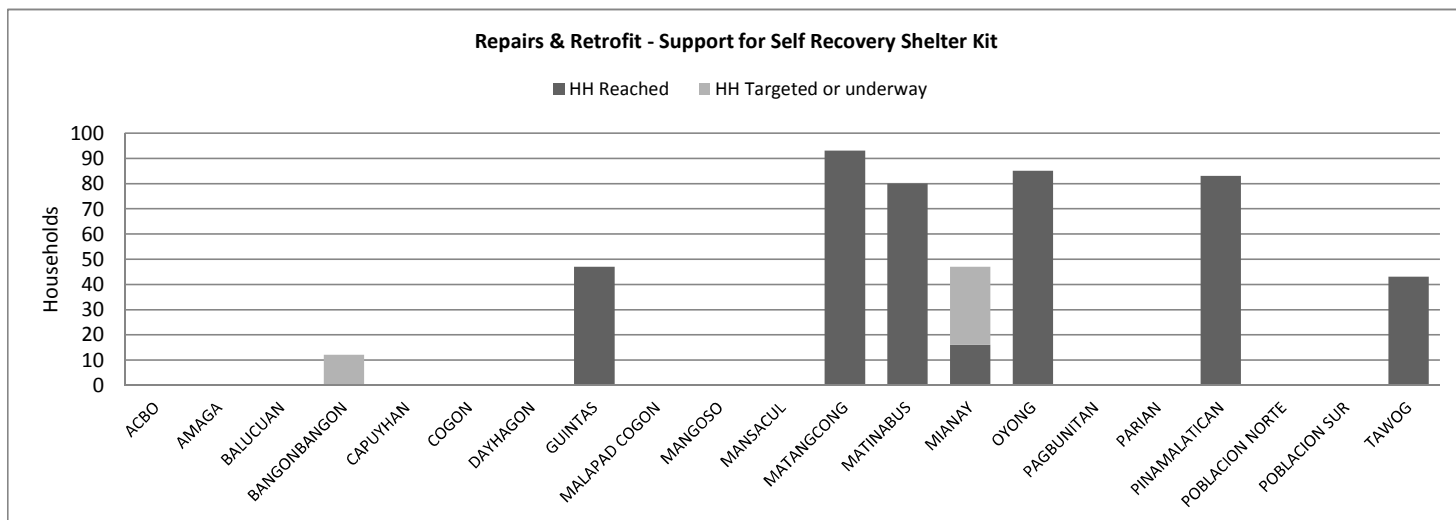
The graphs shown below represent the sum of households who have received (HH reached) or who will receive (HH targeted or underway) recovery shelter support by HSWG partner agencies. Numbers reached are those reported to the HSWG by 6th October 2014. Household number do not represent the total needs by Barangay - for this, consult with relevant Barangay or Municipality. PLEASE NOTE - scale differs in each graph.

For explanation of intervention types, please see [Shelter Cluster Recovery guidelines](https://www.sheltercluster.org/Asia/Philippines/Typhoon%20Haiyan%202013/Documents/Recovery%20Shelter%20Guidelines.pdf):

<https://www.sheltercluster.org/Asia/Philippines/Typhoon%20Haiyan%202013/Documents/Recovery%20Shelter%20Guidelines.pdf>

The full data set of HSWG data can be found here:

<https://www.sheltercluster.org/Asia/Philippines/Typhoon%20Haiyan%202013/Documents/20141003%20HSWG%20Database%20for%20website.xlsx>





SIGMA - HSWG Partner reporting

Recovery Shelter activities (as of 06-OCT-2014)

Interventions By AGENCIES

The data shown below represent the sum of households who have received (HH reached) or who will receive (HH targeted or underway) recovery shelter support by HSWG partner agencies. Numbers reached are those reported to the HSWG by 6th October 2014. The full data set of HSWG data can be found here:

<https://www.sheltercluster.org/Asia/Philippines/Typhoon%20Haiyan%202013/Documents/20141003%20HSWG%20Database%20for%20website.xlsb>

Agency	Temporary Shelter		Repairs & Retrofit		Core House		Permanent House		Total HH Reached	Total HH Targeted
	HH Reached	HH Targeted	HH Reached	HH Targeted	HH Reached	HH Targeted	HH Reached	HH Targeted		
CapizNED			16	59					16	59
CARE			421	421					421	421
Citizens' Disaster Response Center			163	163					163	163
Handicap International			70	334	136	676			206	1,010
Grand Total			670	977	136	676			806	1,653



SIGMA - HSWG Partner reporting

Recovery Shelter activities (as of 06-OCT-2014)

Interventions By BARANGAYS

The data shown below represent the sum of households who have received (HH reached) or who will receive (HH targeted or underway) recovery shelter support by HSWG partner agencies. Numbers reached are those reported to the HSWG by 6th October 2014. The full data set of HSWG data can be found [here](https://www.sheltercluster.org/Asia/Philippines/Typhoon%20Haiyan%202013/Documents/20141003%20HSWG%20Database%20for%20website.xlsx):

<https://www.sheltercluster.org/Asia/Philippines/Typhoon%20Haiyan%202013/Documents/20141003%20HSWG%20Database%20for%20website.xlsx>

	Temporary Shelter		Repairs & Retrofit		Core House		Permanent House		Total HH Reached	Total HH Target
Barangay	HH Reached	HH Target	HH Reached	HH Target	HH Reached	HH Target	HH Reached	HH Target		
ACBO			0	22	0	45			0	67
AMAGA			0	22	0	45			0	67
BALUCUAN			16	16	52	52			68	68
BANGONBANGON			0	34	0	45			0	79
CAPUYHAN			0	22	0	45			0	67
COGON			29	29	38	38			67	67
DAYHAGON			0	22	0	45			0	67
GUINTAS			74	74					74	74
MALAPAD COGON			0	22	0	45			0	67
MANGOSO			0	22	0	45			0	67
MANSACUL			25	25	46	46			71	71
MATANGCONG			157	157					157	157
MATINABUS			80	102	0	45			80	147
MIANAY			16	69	0	45			16	114
OYONG			123	123					123	123
PAGBUNITAN			0	22	0	45			0	67
PARIAN			0	22	0	45			0	67
PINAMALATICAN			83	105	0	45			83	150
POBLACION NORTE										
POBLACION SUR										
TAWOG			67	67					67	67
Grand Total			670	977	136	676			806	1,653



SIGMA - HSWG Partner reporting

Recovery Shelter activities (as of 06-OCT-2014)

Interventions By BARANGAYS & AGENCIES

The data shown below represent the sum of households who have received (HH reached) or who will receive (HH targeted or underway) recovery shelter support by HSWG partner agencies. Numbers reached are those reported to the HSWG by 6th October 2014. The full data set of HSWG data can be found here:

<https://www.sheltercluster.org/Asia/Philippines/Typhoon%20Haiyan%202013/Documents/20141003%20HSWG%20Database%20for%20website.xlsx>

Barangays & Agency	Temporary Shelter		Repairs & Retrofit		Core House		Permanent House		Total HH Reached	Total HH Target
	HH Reached	HH Target	HH Reached	HH Target	HH Reached	HH Target	HH Reached	HH Target		
ACBO			0	22	0	45			0	67
Handicap International			0	22	0	45			0	67
AMAGA			0	22	0	45			0	67
Handicap International			0	22	0	45			0	67
BALUCUAN			16	16	52	52			68	68
Handicap International			16	16	52	52			68	68
BANGONBANGON			0	34	0	45			0	79
CapizNED			0	12					0	12
Handicap International			0	22	0	45			0	67
CAPUYHAN			0	22	0	45			0	67
Handicap International			0	22	0	45			0	67
COGON			29	29	38	38			67	67
Handicap International			29	29	38	38			67	67
DAYHAGON			0	22	0	45			0	67
Handicap International			0	22	0	45			0	67
GUINTAS			74	74					74	74
CARE			74	74					74	74
MALAPAD COGON			0	22	0	45			0	67
Handicap International			0	22	0	45			0	67
MANGOSO			0	22	0	45			0	67
Handicap International			0	22	0	45			0	67
MANSACUL			25	25	46	46			71	71
Handicap International			25	25	46	46			71	71
MATANGCONG			157	157					157	157
CARE			157	157					157	157
MATINABUS			80	102	0	45			80	147
Citizens' Disaster Response Center			80	80					80	80
Handicap International			0	22	0	45			0	67
MIANAY			16	69	0	45			16	114
CapizNED			16	47					16	47
Handicap International			0	22	0	45			0	67
OYONG			123	123					123	123
CARE			123	123					123	123
PAGBUNITAN			0	22	0	45			0	67
Handicap International			0	22	0	45			0	67
PARIAN			0	22	0	45			0	67
Handicap International			0	22	0	45			0	67
PINAMALATICAN			83	105	0	45			83	150
Citizens' Disaster Response Center			83	83					83	83
Handicap International			0	22	0	45			0	67
POBLACION NORTE										
POBLACION SUR										
TAWOG			67	67					67	67
CARE			67	67					67	67
Grand Total			670	977	136	676			806	1,653